



Vendor	ABT 360 KT/Y PP PLANT Project			Owner
	Instrument & I/O List			 سراج گستران رجال SERAJ GOSTARAN REJAL (بهایی خانی)
	Vendor's Doc. No.: 23249-06	Rev.: 01		
	PPEC Doc. No.: L03-RE037-EL-LST-002			

PPEC REQ. NO. : L03-RE037-EL-LST-002

ITEM NO. :

TOTAL PAGES : 03

- **NO COMMENTS** : Documents/Drawings Were Checked By PPEC And Further Step Can Be Followed.
- **COMMENTED AS MARKED:** Documents/Drawings Were Checked By PPEC And Marked Comments Must Be Considered By Vendor. Vendor Shall Revise Documents/Drawing As Per Comments And The New Revision Of Documents/Drawings Must Be Revised Prior To Fabrication.
- **REJECTED:** Documents/Drawings Were Checked And It Is Not In Comply With Purchase Requisition Requirements.
- **ACCEPTABLE WITH COMMENTS:** Documents/Drawings Were Checked By PPEC And Comments Must Be Considered By Vendor. Fabrication Can Proceed Accordingly. Revised Document To Be Issued Either For Review Or As Final Certified. However PPEC Will Check The Revised Document For Proper Incorporation Of Comments.
- **NOT RETURNED:** Document Was Received For Information And Not Returned To The Vendor.


Name :
Signature:
Date :

Req. No. :

Seq. No.:

PPEC review & comments does not absolve the vendor of the responsibility for the corrected design, manufacturing and operation of the equipment

01	27-05-2025	Issue for Engineering	S.K.	S.K.	J.J.	
00	18-04-2025	Issue for Engineering	S.K.	S.K.	J.J.	
REV.	DATE	Description	Prepared by	Checked by	Approved by	Authorized by

Vendor	ABT 360 KT/Y PP PLANT		Contractor (DEC)	Owner
	Instrument & I/O List			
	Vendor's Doc. No.: 2 3 2 4 9 - 0 6	Rev.: 01		
	PPEC Doc. No.: L03-RE037-EL-LST-002			

PAGE NO.		CHANGE INDEX DURING FORMAL ISSUE						REASON OF LATEST CHANGE
		FIRST ISSUE	SECOND ISSUE	THIRTH ISSUE	FOURTH ISSUE	FIFTH ISSUE	SIXTH ISSUE	
		REV.00	REV.01	REV.02	REV.03	REV.04	REV.05	
1		X	X					
2		X	X					
3		X	X					
4								
5								
6								
7								
8								
9								
10								
11								
12								
13								
14								
15								
16								
17								
18								
19								
20								
21								
22								
23								
24								
25								
26								
27								
28								
29								
30								
31								
32								
33								
34								
35								
36								
37								
38								
39								
54								

- 1- calibration range to be specified
- 2- I/O signals to/from plant DCS/ESD to be added

[illegible]